

SizeX IMCStips® for Dynamic Devices

HIGH THROUGHPUT BUFFER EXCHANGE MADE EASY

SizeX IMCStips® are miniaturized size exclusion chromatography columns designed for fully automated, rapid buffer exchange, or desalting. SizeX IMCStips are packed with hydrophilic polymeric resin, which allows for remarkable chemical and physical stability for a variety of size exclusion chromatography applications. SizeX IMCStips are compatible with both Verified Volume Pipetting (VVP) and Standard Technology (ST) for the **Dynamic Devices Lynx®** platform. Rapidly process up to **96 samples in 15 minutes or less**.



**CONSISTENT
RESULTS**




**HIGH
RECOVERIES**




**FASTER
WORKFLOWS**

Lynx
liquid handling platform



SIZEX IMCSTIPS + DYNAMIC DEVICES = A WINNING COMBINATION

- Process up to **96 samples in 15 minutes or less!**
- **Compatible** with both Verified Volume Pipetting (VVP) and Standard Technology (ST) pipetting.
- Get started quickly with **pre-templated scripts**. We provide the scripts so you can **Just Click Go!**



User Guidelines

To ensure the seamless integration of IMCStips, IMCS provides technical support and templated scripts along with user guidelines for each application.



Resin

Available for
100 µL & 150 µL
sample load

Frit

Consistent recoveries across various concentrations

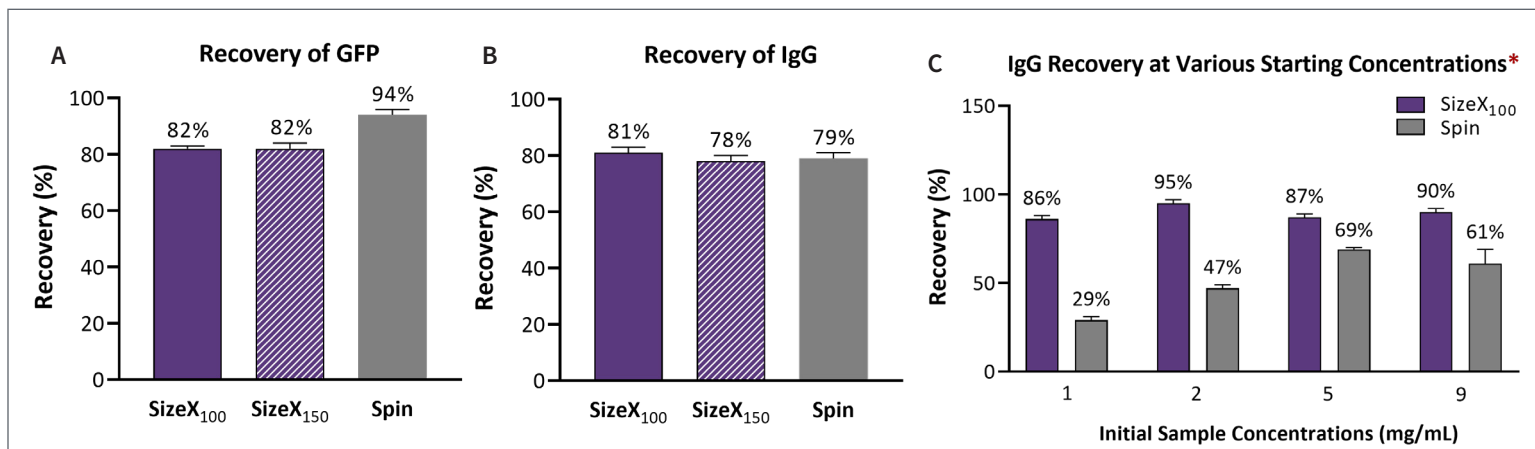


Figure 1. SizeX IMCStips or Bio-Spin P6 columns (Spin) were used to buffer exchange 100 μ L (SizeX₁₀₀) or 150 μ L (SizeX₁₅₀) samples containing (A) 1 mg/mL of green fluorescent protein (GFP) or (B) 1 mg/mL of human IgG (IgG). The samples were processed either manually using the spin columns (Spin) or using an automated workflow on the Dynamic Devices Lynx (SizeX₁₀₀, SizeX₁₅₀). Data are presented as mean \pm SD ($n = 8$). (C) Samples prepared with SizeX₁₀₀ IMCStips show more consistent recoveries across various concentrations of IgG versus samples processed using spin columns. Data are presented as mean \pm SD ($n = 3$).

*Ogata Y, Quizon PM, Nightlinger NS, Sitasuwan P, Snodgrass C, Lee LA, Meyer JD, Rogers RS. (2021). Automated multi-attribute method sample preparation using high-throughput buffer exchange tips. *Rapid communications in mass spectrometry*. doi: 10.1002/rcm.9222.

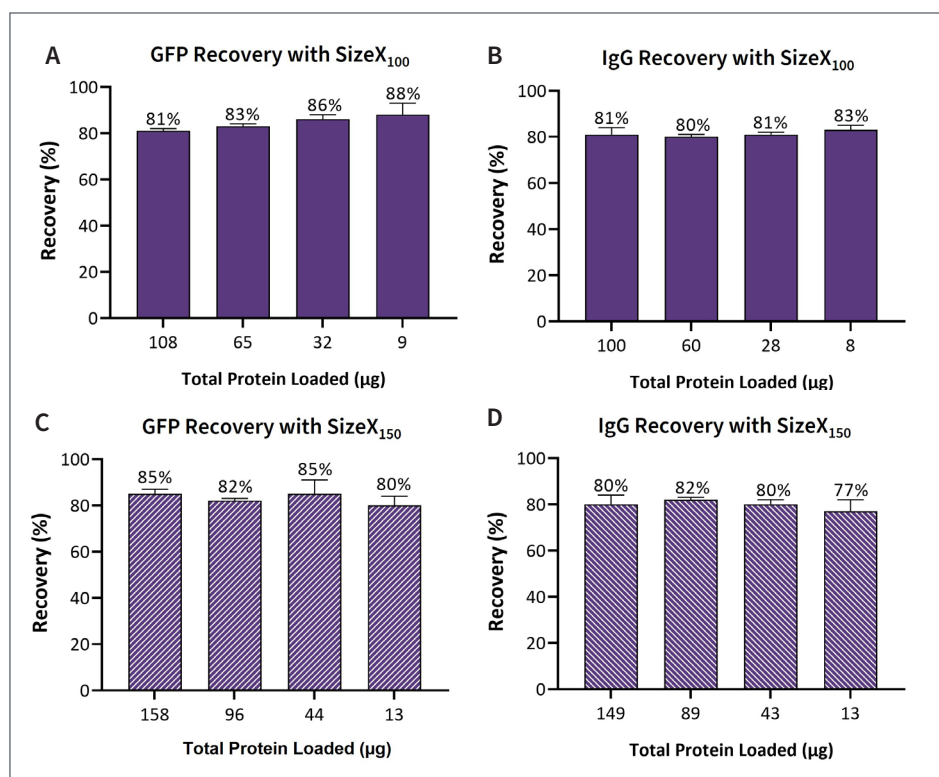


Figure 2. SizeX₁₀₀ or SizeX₁₅₀ IMCStips on the Dynamic Devices Lynx were used to buffer exchange 100 μ L or 150 μ L samples containing 9 to 158 μ g of green fluorescent protein (GFP) or 8 to 149 μ g of human IgG (IgG). Recoveries were measured and data are presented as mean \pm SD ($n = 4$).

SizeX₁₀₀

Tip Size	Sample Volume	Tip Quantity	Catalog Number
1 mL	100 μ L	8	04T-D1R76-0-220-8
1 mL	100 μ L	96	04T-D1R76-0-220-96


SizeX₁₅₀

Tip Size	Sample Volume	Tip Quantity	Catalog Number
1 mL	150 μ L	8	04T-D1R76-0-350-8
1 mL	150 μ L	96	04T-D1R76-0-350-96


View our **IMCStips Catalog** for a complete list of available resins

<https://imcstips.com/imcstips/catalog/>

Ready to simplify your sample prep?
Contact us for a FREE sample of IMCStips today!

 www.imcstips.com

 inquiries@imcstips.com

 +1 (888) 560-2073